



Mongleath Road
Falmouth
Cornwall
TR11 4PW



Telephone: 01326 314540

email: administrator@st-marys-fal.cornwall.sch.uk
www.st-marys-fal.cornwall.sch.uk

St Mary's Catholic Primary School

Headteacher: Mr T Moran

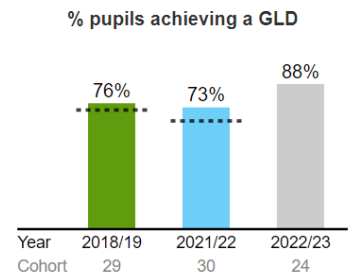
Deputy Head: Mrs L Titheridge

Statutory Data 2022-23

EYFS

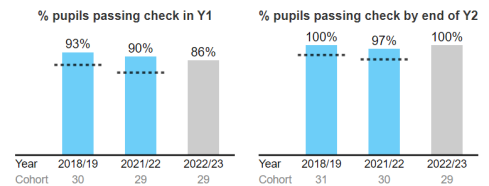
88% of our pupils achieved the Good Level of Development in 2022-23. The National average (for 21-22) was 65%.

St. Mary's have exceeded the national average for GLD results for the last 3 years.



Phonics

86% of our pupils passed the Phonics Screening Check in 2023. The National average (for 21-22) was 75%. By the end of Y2, 100% of our pupils had passed the check.

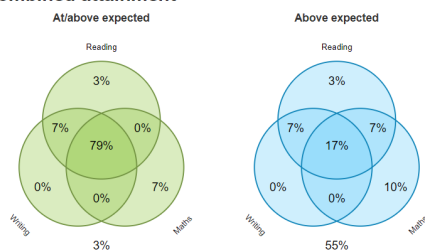


St. Mary's have exceeded the national average PSC results at the end of Y1 and Y2 for the last 3 years.

Key Stage 1



Combined attainment



The results in KS1 reading at St. Mary's have improved over the last 3 years. In 2023, **90% of pupils achieved at or above the expected standard and 34% achieved the Greater Depth Standard.** In 2022, 67% of pupils nationally met the Expected Standard and 30% achieved the Greater Depth Standard.

The results in KS1 writing at St. Mary's have also improved over the last 3 years. In 2023, **86% of pupils achieved at or above the expected standard and 24% achieved the Greater Depth Standard.** In 2022, 58% of pupils nationally met the Expected Standard and 8% achieved the Greater Depth Standard.

The results in KS1 mathematics at St. Mary's have also improved over the last 3 years. In 2023, **86% of pupils achieved at or above the expected standard and 34% achieved the Greater Depth Standard.** In 2022, 68% of pupils nationally met the Expected Standard and 15% achieved the Greater Depth Standard.

At the end of Key Stage 1, **79% of pupils achieved the Expected Standard in Reading, Writing and Maths.**

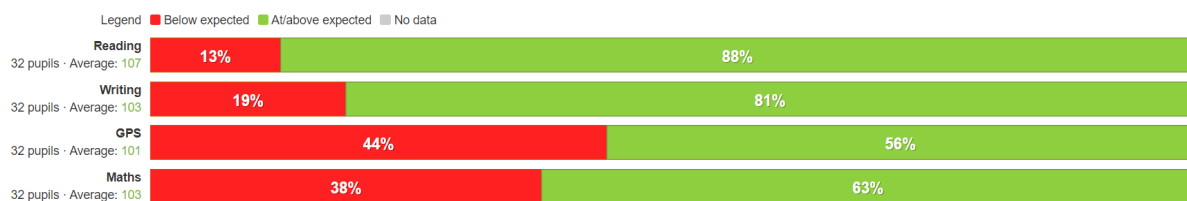
In Science, 93% of our pupils achieved the Expected Standard.

Multiplication Tables Check (MTC)

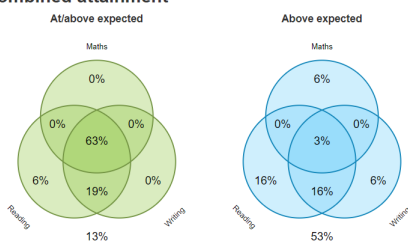
In 2022, 33 pupils took the MTC and 18% of these pupils scored full-marks (25/25). In 2023, **29 pupils took part in the check and 59% scored full-marks.**

In 2022, the average score for a pupil at St. Mary's was 19. In 2023 **the average score was 24.**

Key Stage 2



Combined attainment



In 2023, **88% of pupils at St. Mary's achieved at or above the Expected Standard in Reading** and **34% achieved the Greater Depth Standard**. This was an improvement from 2022, where 73% of pupils met and 30% exceeded the standard.

In 2023, 73% of pupils met the standard nationally.

In 2023, **81% of pupils at St. Mary's achieved at or above the Expected Standard in writing** and **25% achieved the Greater Depth Standard**. This was an improvement from 2022, where 80% of pupils met and 23% exceeded the standard.

In 2023, 71% of pupils met the standard nationally.

In 2023, **63% of pupils at St. Mary's achieved at or above the Expected Standard in mathematics** and **9% achieved the Greater Depth Standard**. In 2022, 77% of pupils met and 3% exceeded the standard.

In 2023, 73% of pupils met the standard nationally.

In 2023, **63% of pupils achieved the Expected Standard in Reading, Writing and Maths combined**. This exceeded the national average of 58%.

In 2022, 80% of pupils met the standard in Grammar Punctuation and Spelling (GPS) and 10% exceeded it. **In 2023, 56% of pupils met the standard in GPS and 13% exceeded it**. This was compared to 72% of pupils, who met the standard nationally.

In 2023, 88% of pupils achieved the Expected Standard in Science, compared to 80% of pupils nationally.